



How we Spend Your Money

Council Tax 2005/2006

Basingstoke and Deane Borough Council
 Civic Offices, London Road, Basingstoke RG21 4AH
 Tel: 01256 844844 Fax: 01256 845200
 www.basingstoke.gov.uk

Dear Resident,

Your council tax pays for the day-to-day services provided by the Borough, these include:

- Streetcare and community wardens
- Rubbish collection
- Parks and open spaces
- Leisure facilities
- Local planning
- Grants to voluntary and community organisations
- Licensing

We are moving into the second year of a three year plan that sets clear community priorities for investing in improving services. These focus on making the most efficient use of resources and providing affordable homes; clean, safe streets and support for learning and skills opportunities.



Our services to the community come from four main sources of income:

- Your council tax
- Government grants
- Income from our property
- The interest we earn on our investments

We have made an inflation-based increase in council tax of 2.5% this year to safeguard your services.

This amounts to an increase of just over 4p a week for a band D council taxpayer, or £2.25 for the whole year. This means that someone living in a band D property where there is no parish council will pay £92.09, just over £1.77 a week.

This is the third year in a row that the increase in Basingstoke & Deane's council tax has been set at 2.5%, following three years in which there was no increase in the borough council's share of the council tax at all.

To find out in more detail how your money is spent, please read on.



Our key priorities are:

- Making the best use of our resources to meet community priorities within a stable budget.
- Providing people with affordable decent homes within planned sustainable communities.
- Achieving a safe, clean and sustainable built and natural environment for residents, businesses and visitors across the borough.
- Improving opportunities in learning and skills, and continuing to support individual development, community organisations and local businesses.

Much has been achieved in these four priority areas in the first year of the council plan. There are ambitious proposals to make more improvements over the coming year.

For more details visit the council's website at www.basingstoke.gov.uk

Where Your Money Goes

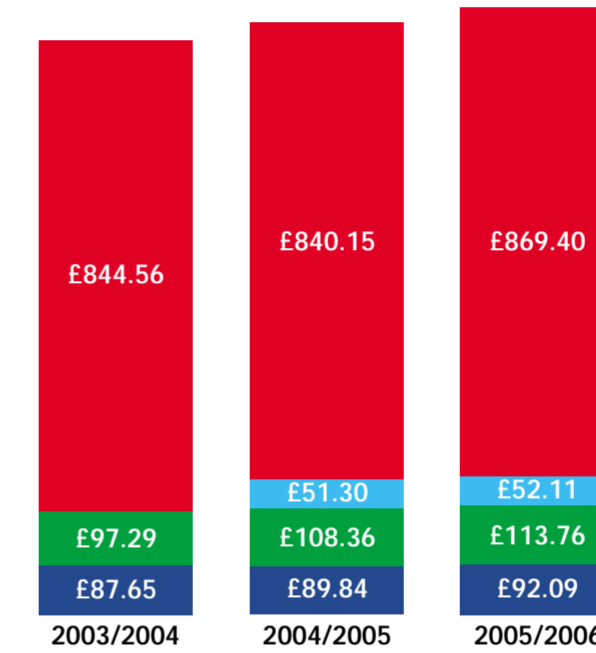
The Council is responsible for collecting Council Tax on behalf of itself, as well as the County Council, the Parishes, the Police Authority and Fire and Rescue Authority. The Borough's tax represents only about 8% of the total amount.

Your total bill is made up as follows (Band D equivalent):

	£	%
Hampshire County Council	869.40	77.12%
Hampshire Police Authority	113.76	10.09%
Basingstoke and Deane B.C.	92.09	8.17%
Hampshire Fire & Rescue Authority	52.11	4.62%
Total	1,127.36	100.00%

The County Council, Police Authority and Fire and Rescue Authority have separate leaflets explaining their budgets.

● Borough Services ● Police Services
 ● Fire and Rescue Services ● Hampshire County Services



Band D Council Tax

Previously the Council Tax for Hampshire County services included an amount for the Fire Authority.

Investment for the Future

In addition to the day to day (revenue) expenditure of the Borough, a very significant investment for the future is being made in the form of capital expenditure.

The following table shows planned expenditure on the major schemes included in the Council's Capital Programme for 2005/2006. In addition to this a further £14 million is planned in future years. This spending will create new facilities, or improve existing ones, for the people of Basingstoke.

Capital Scheme	2005/2006 £'000
Leader and Deputy Leader:	
Council Offices Capital Schemes	322
The Anvil	213
ICT Replacement Programme	550
IEG Delivery of Priority Services	341
Other Leader & Deputy Leader Schemes (under 200k)	837
Forward Planning:	
Forward Planning Schemes (under 200k)	261
Communities and Regeneration:	
Housing Renewal Grants	1,050
Environmental Renewal Schemes	350
Other Communities & Regeneration Schemes (under 200k)	251
Environmental Sustainability:	
Environmental Sustainability Schemes (under 200k)	431
Employment, Skills & Learning:	
3 En (Generating Enterprise)	360
Other Employment, Skills & Learning Schemes (under 200k)	150
Recreation and Culture:	
Play Areas	350
Winklebury Football Scheme	300
Gym Club Grant	433
Bishops Green Community Facility	356
Bramley Community Facility	223
Whitchurch Community Facility	206
Facilities at John Hunt School	2,500
Other Recreation and Culture Schemes (under 200k)	492
Capital Risk Contingency	400
Total	10,376

How Much is This Year's Council Tax?

People living in Basingstoke will pay £92.09 Council Tax at Band D for Borough Services. Those who live in rural areas may pay an additional sum to cover the services provided by their town or parish council. The Borough Council has agreed to pay a grant of up to £1,000 to parish councils. Any parish council needing more than this can raise the extra from the Council Tax. The following table lists those parishes that have taken advantage of this. It also shows their requirement for 2005/2006 and the equivalent Band D charge.

Amount Required 2004/2005 £	Parish	Amount Required 2005/2006 £	Band D equiv. 2005/2006 £
12,000	Ashford Hill with Headley	12,000	21.88
19,500	Baughurst	21,000	21.26
20,000	Bramley	22,000	15.36
9,000	Burghclere	9,000	17.04
2,000	Candovers	2,000	19.03
41,825	Chineham	42,900	14.71
4,691	Cliddesden	4,179	17.63
4,180	Dummer	4,580	21.22
15,500	East Woodhay	17,000	13.60
4,200	Ecchinswell, Sydmonton & Bishops Green	4,495	10.91
2,260	Ellisfield	2,260	14.86
3,000	Hannington	3,000	16.23
12,222	Highclere	12,528	17.60
3,800	Hurstbourne Priors	3,800	25.37
36,800	Kingsclere	38,500	27.93
5,000	Laverstoke	5,000	29.59
2,850	Mapledurwell & Up Nately	2,350	11.11
6,600	Monk Sherborne	6,600	36.30
5,150	Mortimer West End	5,150	28.45
4,100	Newnham	3,700	15.71
3,700	Newtown	4,000	29.26
7,400	North Waltham	7,400	19.24
76,500	Oakley & Deane	59,000	25.34
103,500	Old Basing	111,500	35.14
51,621	Overton	51,621	31.59
18,500	Pamber	24,500	20.85
6,000	Preston Candover & Nutley	6,100	27.49
10,000	Rooksdown	9,995	19.07
16,000	Sherborne St John	16,750	28.18
24,283	Sherfield-on-Loddon	20,000	29.36
9,300	Silchester	9,300	22.14
13,389	St Mary Bourne	14,000	24.44
4,000	Stratfield Saye	4,000	29.92
158,762	Tadley	131,333	31.32
5,000	Upton Grey	5,000	15.03
49,427	Whitchurch	56,625	30.92
3,000	Wootton St Lawrence	3,200	11.50
775,060	Total	756,366	

Property Banding

All homes within the Borough are placed within eight broad valuation groupings, which initially determine the level of Council Tax each household will pay. These valuation bands, and the specific properties that fall within them, are decided by the Government Valuation Office Agency. They are based on the price that the property would have achieved if it had been sold on 1 April 1991. The following shows the proportion of Council Tax other bands pay compared to Band D

Band	1991 Value	Proportion
A	up to £40,000	6/9
B	£40,001 to £52,000	7/9
C	£52,001 to £68,000	8/9
D	£68,001 to £88,000	x 1
E	£88,001 to £120,000	11/9
F	£120,001 to £160,000	13/9
G	£160,001 to £320,000	15/9
H	over £320,000	x 2

Contacts and further information

Further information on the Council's budgets (Detailed Budget Book), future priorities (Council Plan) and past performance (Statement of Accounts) can all be viewed on our website www.basingstoke.gov.uk. Alternatively please apply in writing to the Head of Financial Services, Basingstoke and Deane Borough Council, London Road, Basingstoke, Hants RG21 4AH.

Change in Budget Requirement

The Borough Council Tax has increased by 2.5% from £89.84 to £92.09 per annum for Band D properties, an increase of £2.25.

The changes in the Budget Requirement from 2004/2005 are as follows:

	£'000
Budget Requirement 2004/2005	13,378
Expenditure Changes:	
Inflation on Expenditure	1,714
Housing Benefits Demand	3,133
Other New Demands	687
Efficiency Savings	(982)
Service Improvements	770
Capital Charges	2,758
Revenue Contributions to Capital	1,358
Contribution to Reserves	1,065
Income Changes:	
Housing Benefits Income	(3,046)
Interest Income	(944)
Service Income Changes	(1,407)
Capital Charges	(2,758)
Contributions from Reserves	(1,738)
Budget Requirement 2005/2006	13,988

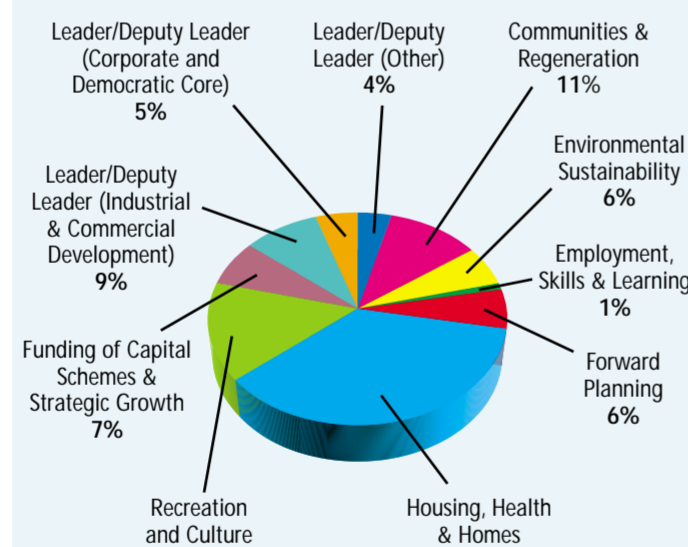
Effects on Council Tax

(per Band D payer in the Borough)

	£
Gross Expenditure on Services	1,594.07
Less : Income & Use of Reserves	(1,356.26)
Budget Requirement	237.81
Less: Government Funding	(145.72)
To be Met by Council Tax Payers	92.09

What The Services Cost

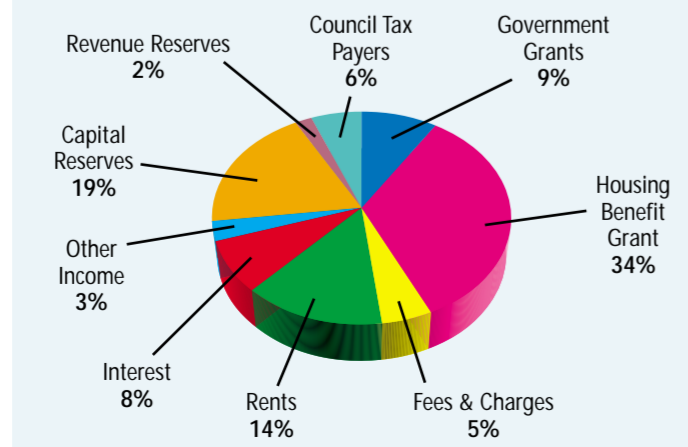
Gross Expenditure of the Services 2005/2006 £93.8m



The majority of expenditure within Housing, Health & Homes is Housing and Council Tax Benefit of £32.5 million. However, £31.1 million will be reimbursed by the Government.

How the Services are Funded

Income 2005/2006 £93.8m



What is Spent on Borough Services

2004/2005			2005/2006			
Gross Expenditure £'000	Income £'000	Net Costs £'000	SERVICE	Gross Expenditure £'000	Income £'000	Net Costs £'000
4,703	2	4,701	Leader/Deputy Leader	4,702	3	4,699
1,295	340	955	Corporate & Democratic Core	1,220	330	890
7,389	11,295	(3,906)	Rating & Council Tax Collection	8,153	11,846	(3,693)
1,018	1,755	(737)	Industrial & Commercial Development	1,065	1,723	(658)
1,214	554	660	Town Centre Development	1,306	504	802
			Other			
2,138	945	1,193	Forward Planning	2,758	1,303	1,455
2,412	521	1,891	Dealing with Planning Applications	2,556	566	1,990
			Other			
3,924	576	3,348	Communities & Regeneration	4,272	688	3,584
1,416	47	1,369	Waste Management	1,572	68	1,504
1,840	303	1,537	Street Cleansing	1,843	200	1,643
1,483	135	1,348	Environmental Health	1,291	148	1,143
1,497	88	1,409	Private Sector Housing Grants	1,573	107	1,466
			Other			
1,809	6	1,803	Environmental Sustainability	1,706	0	1,706
1,062	76	986	Highways Maintenance & Improvement	1,065	107	958
1,499	1	1,498	Transportation Policy & Studies	1,576	1	1,575
999	1,154	(155)	Travel Tokens & Bus Passes	973	1,274	(301)
267	0	267	Car Parking	312	0	312
			Drainage			
688	64	624	Employment, Skills & Learning	1,233	64	1,169
			Other			
29,367	28,020	1,347	Housing Health & Homes	32,500	31,066	1,434
1,921	68	1,853	Housing and Council Tax Benefits	2,129	79	2,050
			Other			
3,887	251	3,636	Recreation and Culture	4,175	251	3,924
4,389	551	3,838	Parks & Open Spaces	5,893	582	5,311
2,152	0	2,152	Sport, Recreation & Community Activities	2,209	0	2,209
1,512	112	1,400	Arts & Culture	1,562	127	1,435
			Other			
275	100	175	Provision for New Service Demand	212	0	212
327	327	0	Support Services Income Allocated	707	707	0
519	0	519	Revenue Contribution to Capital Outlay	1,877	0	1,877
0	6,566	(6,566)	Interest on Balances and Capital Receipts	0	7,510	(7,510)
2,261	571	1,690	Contributions to/from Balances and Reserves	3,326	2,309	1,017
0	15,457	(15,457)	Capital Accounting Charges	0	18,215	(18,215)
83,263	69,885	13,378		93,766	79,778	13,988