



South Ham Direct

Local Residents Together with an aim to make life better, safer and happier for people who live in the South Ham area. Providing a residents link between the community and the agencies involved in our area.

South Ham Community Plan



Supported by

**Basingstoke
and Deane**

South Ham Direct Community Planning Group

South Ham Direct is a residents group for the ward of South Ham, which includes West Ham, The Berg and the South Ham Extension. We are working together with Basingstoke and Deane Borough Council, Police, local housing associations and other community organisations to improve our area.

Our Vision: What do we, as a community, want South Ham to be like, look like, and feel like...

Nice environment

- Clean open spaces, trees, wild flowers, birds, verges maintained
- Litter free, pride in own environment; peace and quiet
- Feeling safe; well maintained; showing people care
- Good easy working environment – pavements, bins.

Good local services – accessible for all

- Community – Good schools and community centres can provide hub for services
- Good local commercial services such as mini-markets, cafes, post office, pharmacy – thriving as part of the community.

Strong and thriving community spirit

- Helping people out in times of need
- Safe places to meet
- Inclusive
- Informed, engaged and empowered – getting involved.

Good facilities accessible for all

- Bringing South Ham community centre and facilities into the 21st century – to have something that we feel proud of (we have tired buildings and need to foster respect and to be energy efficient)
- Good play and recreational facilities for all ages.

How we travel responsibly

- Easy to walk and cycle
- Considerate driving and parking.



My South Ham

Usual resident population

Total
10372



Male
5030



Female
5342

Households with no access to a car



29%



Member of Parliament

Maria Miller

Councillors

Sean Keating
Collin Regan
Gary Watts

Above; The South Ham ward boundary.

Area

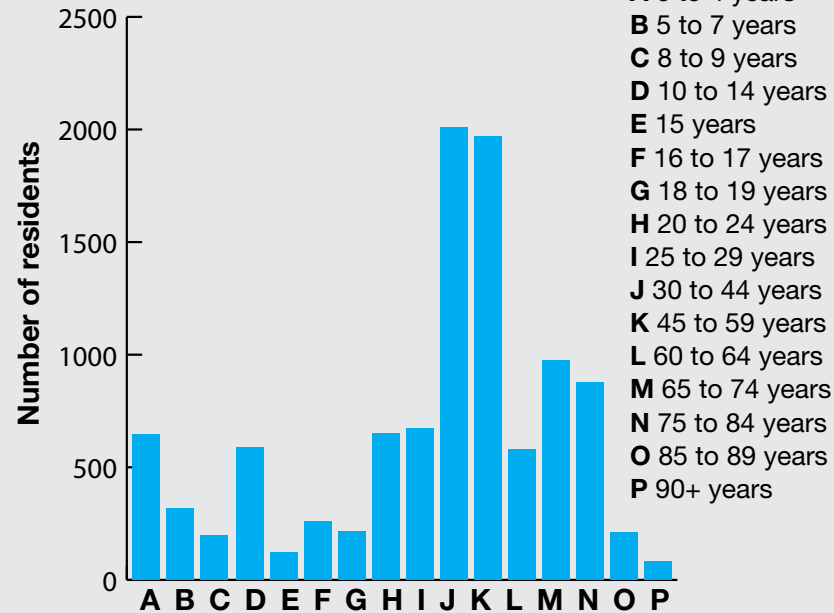
279 hectares

Households with 2 or more cars



27%

Age structure



All households



4637

Social rented housing



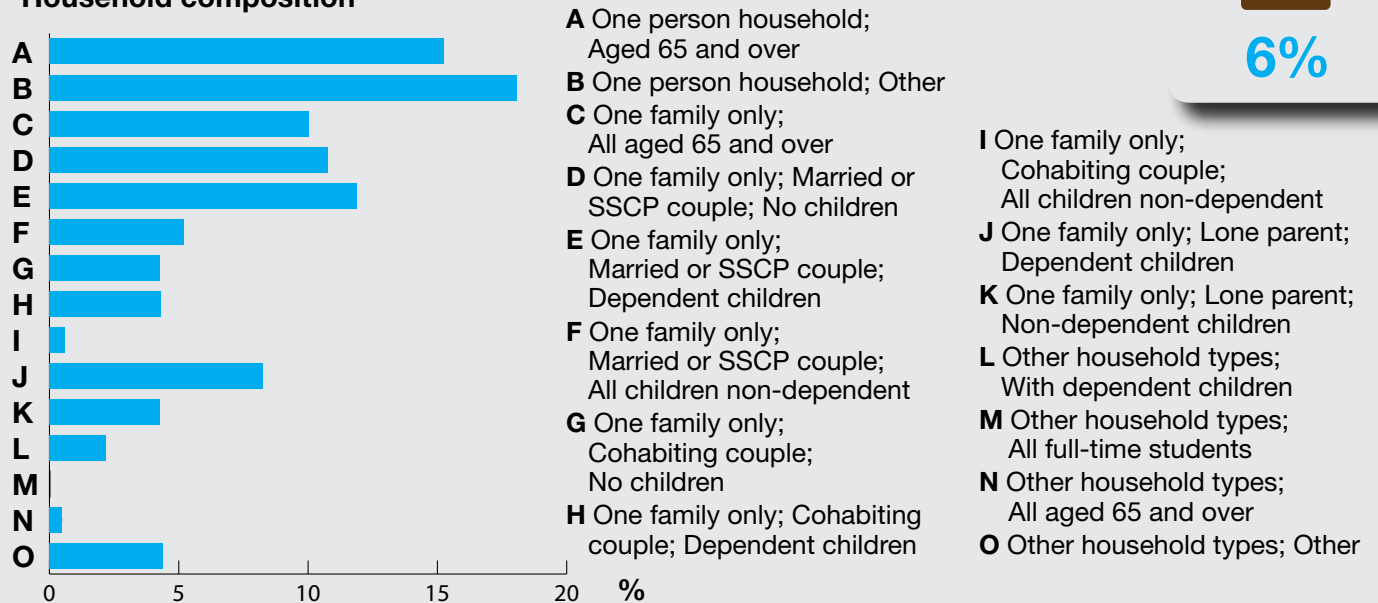
39%

Privately rented housing



6%

Household composition





My South Ham

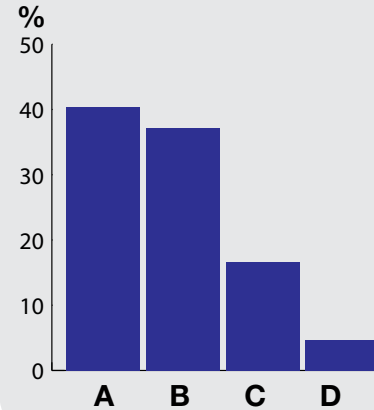
Employment of working age population

-  Full-time employed
-  Part-time employed
-  Self employed
-  Unemployed
-  Full-time student
-  Retired
-  Inactive (health etc.)




Health

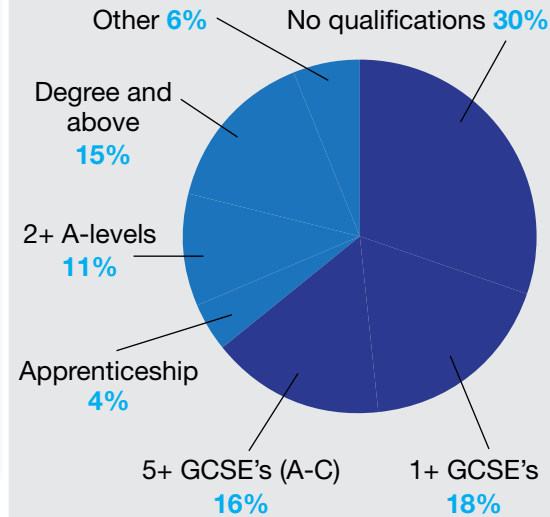
- A** Very good health
- B** Good health
- C** Fair health
- D** Bad health



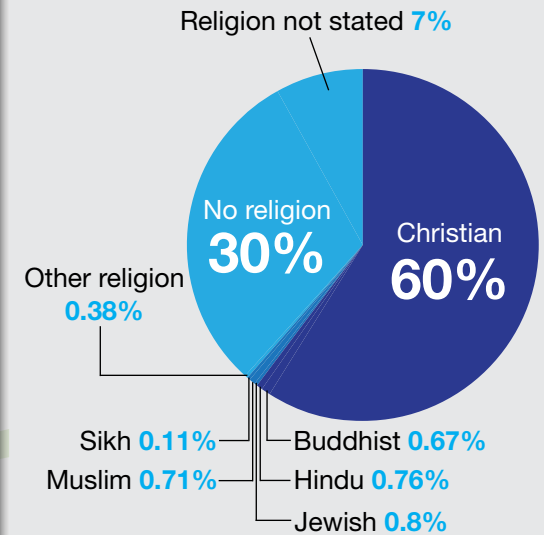
Ethnic groups other than white British



Highest level of qualifications



Religious beliefs



Source: Census 2011

South Ham Direct timeline

November 2010

First interest meeting at Westside community Centre, held by Basingstoke and Deane Borough Council staff.

January 2011

First meeting of what becomes the steering group.

February 2011

Letter to Warburtons asking them to consider not using Western Way as a cut-through for their lorries which resulted in them finding alternative routes.

March to July 2011

Local school competition to design a group logo. This established the branding and received media coverage.

November 2011

Developed survey for local residents to identify problem areas, which also resulted in positive offers of help.

May 2012

The group engaged with community residents face-to-face at special coffee mornings, at the Westside Seniors group, at local schools and with the youth club.

May/June 2012

Survey sent out to ward residents.

June 2012

The website was created www.southhamdirect.btck.co.uk

July 2012

Initial responses to survey start to come in. Litterpick in the South Ham area in response to community engagement and survey responses.

October 2012

Second litter pick in response to community responses regarding litter in the area. Presentation of £50 prize to the winner of the community survey prize draw.

April 2013

SHD sponsors the prizes at Westside Seniors annual Easter Bonnet competition and Barbara speaks to the members about the group and the community plan.

May 2013

The draft community plan is presented at the second annual South Ham community fun day. The draft community plan is up on the website for people to view.

2013

Group members represented South Ham Direct at local community events, fun days, Christmas open events, etc to ask for more responses to what people feel about living in this area and any issues they wanted to raise.

July 2013

The first annual South Ham in Bloom competition is held. There are seven entrants and the Basingstoke in Bloom judges kindly agree to give their time to judge it. Barbara and Nicky arrange refreshments for them.

October 2013

SHD organises the first Plant Exchange in South Ham.

Throughout: meetings with local agencies ie. attending the Police forums and inputting into their decisions about their current priorities for action.

South Ham action planning

HIGH PRIORITY

- Voice the opinion and views of local people, ensuring they are represented within local decision making.
- Support WSCA plans to develop Russell Howard Pavilion as a more useful space, with special emphasis on youth provision.
- Preserve & enhance activities and infrastructure for young people.
- Increase communication around, and develop more activities for young people.
- Explore venues for activities for over 55s that are accessible for people living in all parts of our estate/area.
- Maintain/extend existing support services for vulnerable members of the community during extreme conditions.

- Work with local groups and agencies to ensure that parks, plants, and equipment look at their best all the time.
- Work with Richard Aldworth and Bishop Challoner Secondary School to develop a project with the aim of mitigating their impact (in relation to the environment) on the community.
- Work with WSCA to promote activities already available within the ward through the local newsletter & website etc.
- Support WSCA in increasing the amount of targeted training for volunteers who would like to be involved in community led services.
- Enhance the quality of school engagement within the ward.

- Organise and promote the existing community litter pick.
- Investigate (with community) if noise levels caused by traffic are an issue.
- Investigate if emission levels and Air Quality affects the community. (Traffic)
- Enhance cycleway infrastructure (cycle paths etc.).
- Support WSCA in running a local cycling proficiency course.
- Identify opportunities for car sharing locally.
- Work with schools to encourage the establishment of a local walking bus.
- Promote existing plans to improve parking.

- Employ a range of measures that convey to drivers the safe and appropriate speed in respective environments.
- Retain and maintain existing facilities which are highly valued by the community.
- Continue to consult with local people and agencies on issues and services.
- Work with organisations to enhance the access to community facilities and activities where there is evidence of un-met needs

- Support Westside Community Association in the development of their Energy Project, e.g. double glazing, environmentally friendly lighting.
- Explore options to increase access for persons in the community.
- Enhance footway signage.
- Provide information to residents on considerate parking (leaflet/flyer)
- Explore appropriate measures to preserve and enhance safety on and around local roads.
- Identify opportunities for adult education.
- Establish a community equipment bank for activities such as gardening, litter picking, and snow clearance.

- Obtain expert advice on what are the best forms of habitat for the area, and, where planting would be most successful.
- Promote the use of all the public areas in South Ham
- Liaise with BDBC and other relevant local bodies responsible for the maintenance of the green areas.
- Work with other organisations to increase local participation in physical activities
- Work with local sports groups to ensuring there are opportunities for low cost access to sport and physical activity
- Preserve and enhance amenity, by working with local residents to understand what makes them feel safe and implementing specific schemes to reduce incidences of anti-social behaviour.

- Explore needs of carers and people with disabilities within ward.
- Audit routes to community facilities.
- Audit accessibility of buildings on South Ham (SHD area)
- Investigate if roads have sufficient crossing facilities. Undertake an audit of the furniture available in local parks and green spaces.
- Request an increase in the number of waste bins in the ward.

- Continue to promote anti dog-fouling and anti-litter with posters, providing information in local newsletters, and patrolling officers.
- Work with local schools to highlight key issues associated with dog fouling.
- Investigate the feasibility of setting up local garden rubbish recycling scheme and/or promoting borough wide scheme.
- Investigate opportunities for creating a community composting facility.
- Undertake traffic surveys in key areas.
- Work with local SNT to encourage local community members to set up NHW schemes

- Identify other agency to work with in order to provide support to the community on sustainability issues.

IMMEDIATE

SOUTH HAM DIRECT COMMUNITY ACTION PLAN

South Ham

Start Date:

Review Period: 12 months (financial cycle)

Vision	Intended Changes	Evidence & Justification	I.D	Actions	The desired outcomes	Who can contribute? (Stakeholders)
	What do you think will change?				How would you describe the change?	Who do we have an effect on? Who has an effect on us?
Nicer Environment	Well maintained; showing people care	50.0% of residents said that they visit Russell Howard Park the most.	E1	Promote the use of all the public areas in South Ham.	Local parks are used more.	
			E2	Work with local groups and agencies to ensure that parks, plants, and equipment look at their best all the time.	Enhanced amenity value of the public open spaces	
			E3	Liaise with BDBC and other relevant local bodies responsible for the maintenance of the green areas.	Open spaces are preserved and enhanced through identifying opportunities for improvement.	South Ham Direct (SHD)
					Adoption of a specific action plan to improve public open spaces.	BDBC Community Support Officer - Green Spaces
		E4	Obtain expert advice on what are the best forms of habitat for the area, and, where planting would be most successful.	Natural green spaces, that are accessible to local people, support biodiversity		
		Enhanced quality of open spaces	Friends of Stratton Park			
		46% of residents think that the play facilities within the parks need to be improved.	E5	Undertake an audit of the furniture available in local parks and green spaces.	A clear understanding of the amount, and condition of park furniture	
Able to address specific areas lacking in relevant furniture by order of need.	BDBC Senior Environmental Services Manager					
Cleaner, litter free open spaces.		38% of residents do not think there is adequate access to litter bins.	E6	Request an increase in the number of waste bins in the ward.	Less litter dropped in South Ham, specifically in parks and open spaces.	
		24% of residents felt that South Ham appeared dirty.	E7	Continue to promote anti dog-fouling and anti litter with posters, providing information in local newsletters, and patrolling officers.	Local residents, especially dog owners, take more responsibility on issues affecting parks and open spaces.	BDBC - CSPOs

SOUTH HAM DIRECT COMMUNITY ACTION PLAN

South Ham

Start Date:

Review Period: 12 months (financial cycle)

Vision	Intended Changes	Evidence & Justification	Actions	The desired outcomes	Who can contribute? (Stakeholders)	
	What do you think will change?		I.D	How would you describe the change?	Who do we have an effect on? Who has an effect on us?	
			E8	Liaise with BDBC's Dog Warden in relation to areas reported to be most affected by dog fouling (Russell Howard Park).		BDBC - Dog Warden
			E9	Work with local schools to highlight key issues associated with dog fouling.		
			E10	Publicise and display any "current" dog control orders (Stratton Park)		
		58% of residents think that parks need to be cleaner.	E11	Organise and promote the existing community litter pick.	Local residents take more responsibility on issues affecting parks and open spaces.	SHD/Westside Community Association (WCA)
			E12	Establish a community equipment bank for activities such as gardening, litter picking, and snow clearance.	Communities enabled to create own initiative to tackle local environmental issues	
			E13	Work with Richard Aldworth and Bishop Challoner Secondary School to develop a project with the aim of mitigating their impact (in relation to the environment) on the community.	Local schools take more responsibility in mitigating their impact on the community.	Richard Aldworth Secondary School/Bishop Challoner Secondary School
	Pride in own environment; peace and quiet.		E14	Identify noise levels and consider need for mitigation. (Traffic)	Enhanced residential and community amenity levels	
			E15	Identify existing emission levels and consider need for an Air Quality Monitoring Area. (Traffic)	Better air quality for those with breathing difficulties	BDBC Environmental Health
			E16	Support Westside Community Association in the development of their Energy Project, e.g. Double glazing, environmentally friendly lighting.	Reduced running costs of community facilities, community association able to reinvest more of its money back into services for the local community.	WSCA

SOUTH HAM DIRECT COMMUNITY ACTION PLAN

South Ham

Start Date:

Review Period: 12 months (financial cycle)

Vision	Intended Changes	Evidence & Justification	I.D	Actions	The desired outcomes How would you describe the change?	Who can contribute? (Stakeholders) Who do we have an effect on? Who has an effect on us?
					Reduce energy demands for public buildings	
			E17	Identify other agency to work with in order to provide support to the community on sustainability issues.	More residents take up local initiative to reduce their energy consumption	Insulate Hampshire
					The South Ham area has reduced carbon footprint.	Basingstoke Energy Co-op
		E18	Investigate the uptake of curb side recycling in South Ham and work with the BDBC to promote further utilisation.	A greater local uptake of existing recycling schemes.	BDBC(Hart) Joint Waste Client Team - Waste and Recycling Manager	
		65% of residents think that there are enough recycling facilities available, and 95% know where they are.	E19	Investigate the feasibility of setting up a local garden rubbish recycling scheme and/or promoting borough wide scheme.	An improved local awareness of how waste can be disposed of.	SHD/BDBC/Shaw Trust
			E20	Investigate opportunities for creating a community composting facility.	Reduced waste.	Shaw Trust
					(Educational Outcome)	
			E21	Develop "South Ham in Bloom"	Residents invest in their community, contributing to its development.	SHD
Residents feel a greater sense of respect in their community, and ownership of local spaces.						
Good Local Services – accessible for all	Improved community infrastructure, designed around local need.	40% would like more information on age specific activities within South Ham	GLS1	Work with WSCA to promote activities already available within the ward through the local newsletter & website etc.	Excellent community led services	SHD
					More local people informed about local activities.	

SOUTH HAM DIRECT COMMUNITY ACTION PLAN

South Ham

Start Date:

Review Period: 12 months (financial cycle)

Vision	Intended Changes	Evidence & Justification	I.D	Actions	The desired outcomes	Who can contribute? (Stakeholders)
	What do you think will change?				How would you describe the change?	Who do we have an effect on? Who has an effect on us?
					More local people taking part in activities	WSCA
			GLS2	Support WSCA in increasing the amount of targeted training for volunteers who would like to be involved in community led services.	Increased number of volunteers supporting projects.	Basingstoke Learning Partnership
					Volunteers and workers have increased competency delivering programmes of activity for people in their community.	Sovereign Housing Association
					Community led services are safe and adhere to quality standards and allow	
					Local people to thrive and flourish .	
			GLS3	Voice the opinion and views of our local people, ensuring they are represented fairly within local decision making.	Services are based on the active and continuous involvement of local people in all aspects of their community.	
			GLS4	Continue to consult with local people and agencies on issues and services.	Local people feel that they can influence their groups and services.	
		86% of residents feel like activities for young people are required.	GLS5	Support WSCA plans to develop Russell Howard Pavilion as a more useful space, with special emphasis on youth provision.	More community led activities for young people in South Ham	BDBC Community Development Officer - Youth and Learning
						BVS - Youth Team

SOUTH HAM DIRECT COMMUNITY ACTION PLAN

South Ham

Start Date:

Review Period: 12 months (financial cycle)

Vision	Intended Changes	Evidence & Justification	I.D	Actions	The desired outcomes	Who can contribute? (Stakeholders)
	What do you think will change?				How would you describe the change?	Who do we have an effect on? Who has an effect on us?
			GLS6	Preserve & enhance activities and infrastructure for young people.	More young people influence their groups and services	WSCA
			GLS7	Increase communication around, and develop more activities for young people.	More young people use local services	HCC
					Increased levels of communication between groups and agencies involved in providing services within South Ham	Basingstoke Voluntary Services
			GLS8	Enhance the quality of school engagement within the ward.	Schools are more actively involved in the community.	Bishop Challoner School & Richard Aldworth School
	Increase the number and frequency of people taking part in sport on a regular basis.	74% of residents said sports activities are required within the area.	GLS9	Work with other organisations to increase local participation in physical activities	Enhance levels of health and activity in the community.	Local Children's Partnerships
			GLS10	Work with local sports groups to ensuring there are opportunities for low cost access to sport and physical activity.		BBDC - Community Services
		85% of residents said that activities for over 65s are required within the area.	GLS11	Explore venues for activities for over 55s that are accessible for people living in all parts of our estate/area.	Older people are able to keep busy, with activities available to attend, visitors to the home, volunteering, leisure, learning.	Age Concern
		587 people who live in South Ham are 80+			Approachable services when required.	Sheltered Housing Schemes
				Access to healthy activities and information.		
		30% of South Ham (over the age of 16) have no qualifications compared to the borough of 17%		Identify opportunities for adult education.	Residents outside of school continue to develop educational attainment and skills.	Basingstoke Learning Partnership

SOUTH HAM DIRECT COMMUNITY ACTION PLAN

South Ham

Start Date:

Review Period: 12 months (financial cycle)

Vision	Intended Changes	Evidence & Justification	I.D	Actions	The desired outcomes	Who can contribute? (Stakeholders)
	What do you think will change?				How would you describe the change?	Who do we have an effect on? Who has an effect on us?
		18% compared to 11% for the borough have level one qualifications (less than five GCSE's grade C or above)	GLS12		Children able to achieve more through support from parents.	Richard Aldworth School
	Everyone has access to local services and facilities	31.3% of residents considered someone in their household to have a disability.	GLS13	Work with organisations to enhance the access to community facilities and activities where there is evidence of unmet needs.		
		10% feel that their day to day activity is limited a lot by health or disability	GLS14	Explore needs of carers and people with disabilities within ward.	Adoption of a specific action plan to tackle isolation with the community	WSCA
			GLS15	Explore options to increase access for persons in the community.		Basingstoke & Deane Borough Council Access Group
		12.5% of the residents feel their activities are limited a little	GLS16	Audit routes to community facilities.	Disabled people not excluded from local facilities or activities.	
	Bringing South Ham community centre and facilities into the 21 st century – to have something that we feel proud of (we have tired buildings and need to foster respect and to be energy efficient).		GLS17	Retain and maintain existing facilities which are highly valued by the community.	South Ham retains high valued services, in buildings that a fit for purpose.	
			GLS18	Audit accessibility of buildings on South Ham (SHD area)	More compliant community facilities that meet the needs of local people.	
Strong and thriving community (in every sense)	Helping people out in times of need		ST1	Maintain/extend existing support services for vulnerable members of the community during extreme conditions.	Preserve quality of life for mobility impaired during times of need	
					Improved community resilience	

SOUTH HAM DIRECT COMMUNITY ACTION PLAN

South Ham

Start Date:

Review Period: 12 months (financial cycle)

Vision	Intended Changes	Evidence & Justification	I.D	Actions	The desired outcomes	Who can contribute? (Stakeholders)
	What do you think will change?				How would you describe the change?	Who do we have an effect on? Who has an effect on us?
	Safe places to meet	South Ham has an above average level of crime involving violence against the person (based on crimes per 1,000 population) with 47%, (n79) occurring in the home and (23%, n39) in the street. The Leisure Park is also a recurring location for violent offences (10%, n16). Weapons also feature more highly in South Ham than in other areas.	ST2	Preserve and enhance amenity, by working with local residents to understand what makes them feel safe and implementing specific schemes to reduce incidences of anti-social behaviour.	Identify opportunities for young people to gain vouchers to gain access to free or discounted leisure opportunities.	BDBC- Community Safety Team
		20% of residents do not feel safe in the community.			Young people choose alternatives to crime and anti-social behaviour in the short- and long-term	SNT/NHW
		41% of residents have experienced criminal damage.			Able to close cases due to reduction in ASB and criminal activity	
		The second priority from the "love it, hate it" survey was residents wanting action to be taken in reducing anti-social behaviour.			Less ASB and problematic behaviour around housing	
		33% of residents would be interested in being part of a NW scheme.	ST3	Work with local SNT to encourage local community members to set up NHW schemes	Community more informed about community safety issues affecting their area	SNT/Neighbourhood Watch
		In South Ham 59% (n75) of rowdy and inconsiderate behaviour (1st April 2012 – 30th September 2012) was youth related. Compared to a borough average of 46%				
	Inclusive	2132 people of working age are not in employment	ST5	Support Westside Community Association in the development of a Job Club.	Improve the relationships between the local neighbours and young people	

SOUTH HAM DIRECT COMMUNITY ACTION PLAN

South Ham

Start Date:

Review Period: 12 months (financial cycle)

Vision	Intended Changes	Evidence & Justification	I.D	Actions	The desired outcomes	Who can contribute? (Stakeholders)
	What do you think will change?				How would you describe the change?	Who do we have an effect on? Who has an effect on us?
		In October 2011 South Ham had 14.6% of the working age population (16-64 years) claiming key out of work benefits (including Job Seekers Allowance, ESA and incapacity benefits, lone parents and income related benefits). This was the second highest in the borough of Basingstoke and Deane				
		The greatest levels of disadvantage in South Ham are experienced in terms of higher crime levels and lower levels of education, skills & training. The three areas displaying the greatest levels of deprivation overall are B&D 014B, 014C and 014E.				
	Informed, engaged and empowered – getting involved .		ST8		Improve the relationships between the local agencies and young people	
Travel safely and responsibly	Encourage walking as a mode of travel to local facilities and employment	286 go to work via bus, 30 by taxi, 30 by motorised bike, 2547 drive, 285 are passenger in a car, 114 via bike, and 504 walk	T1	Enhance footway signage.	More residents walking locally.	
			T2	Investigate if roads have sufficient crossing facilities.	Residents are able to travel by foot, more safely.	
			T3	Work with schools to encourage the establishment of a local walking bus.	More children walking to school.	Local Schools
					Less traffic around local schools at the beginning and end of the school day.	

SOUTH HAM DIRECT COMMUNITY ACTION PLAN

South Ham

Start Date:

Review Period: 12 months (financial cycle)

Vision	Intended Changes	Evidence & Justification	I.D	Actions	The desired outcomes	Who can contribute? (Stakeholders)
	What do you think will change?				How would you describe the change?	Who do we have an effect on? Who has an effect on us?
	Encourage cycling as a mode of travel to local facilities and employment	50% of residents feel that cyclists are inadequately catered for.	T4	Enhance cycleway infrastructure (cycle paths etc.).	More local residents using cycling as a mode of transport (Cycling at least twenty miles a week reduces the risk of heart disease to less than half that for non-cyclists who take no other exercise)	HCC -Hampshire Cycling Development Officer
			T5	Support WSCA in running a local cycling proficiency course.		
	Enhance access		T6	Identify opportunities for car sharing locally.	Less congestion locally.	
	Considerate parking	47% of residents find the volume of traffic a problem where they live. 28% of residents are either dissatisfied or very dissatisfied with the ability to park around their home. 31.9% Would like more information on what legal parking is and what might give someone a fine/points on their licence.	T7	Promote existing plans to improve parking.	Residents are more content with their access to parking locally	
			T8	Provide information to residents on considerate parking (leaflet/flyer)		
	Safer Roads	50% of residents find speeding a problem where they live. Results from the "love it, hate it" survey showed that a priority for improvement was to control speeding traffic in South Ham 34% of residents would like slowing measures introduced to where they live.	T9	Undertake traffic surveys in key areas.	A clear understanding of the amount, and particular issues affecting local roads.	
			T10	Explore appropriate measures to preserve and enhance safety on and around local roads.		

SOUTH HAM DIRECT COMMUNITY ACTION PLAN

South Ham

Start Date:

Review Period: 12 months (financial cycle)

Vision	Intended Changes	Evidence & Justification	I.D	Actions	The desired outcomes	Who can contribute? (Stakeholders)
	What do you think will change?				How would you describe the change?	Who do we have an effect on? Who has an effect on us?
		12% of residents that took part in the survey (79 people) would be happy to volunteer to help promote considerate driving.	T11	Employ a range of measures that convey to drivers the safe and appropriate speed in respective environments.		
	Encourage the use of public transport for personal travel					

Vision	Intended Changes	Evidence & Justification	Actions	The desired outcomes	
	What do you think will		I.D	How would you describe the change?	
Nicer environment	Well maintained; showing people care	50.0% of residents visit Russell Howard Park the most.	E1	Promote the use of all the public areas in South Ham.	Local parks used more.
			E2	Work with local groups and agencies to ensure that parks, plants and equipment look at their best all the time.	Enhanced amenity value of the public open spaces
			E3	Liaise with BDBC and other relevant local bodies responsible for the maintenance of the green areas.	Open spaces are preserved and enhanced through identifying opportunities for improvement. Adoption of a specific action plan to improve public open spaces.
			E4	Obtain expert advice on what are the best forms of habitat for the area and where planting would be most	Natural green spaces, that are accessible to local people, support Enhanced quality of open spaces
			E5	Undertake an audit of the furniture available in local parks and green spaces.	A clear understanding of the amount, and condition of park furniture Able to address specific areas lacking in relevant furniture.
	Cleaner, litter free open spaces.	38% of residents do not think there is adequate access to litter bins.	E6	Request an increase in the number of waste bins in the ward.	Less litter dropped in South Ham, specifically in parks and open spaces.
		24% of residents felt that South Ham appeared dirty.	E7	Continue to promote anti dog-fouling and anti litter with posters, providing information in local newsletters, and	Local residents, especially dog owners, take more responsibility on issues affecting parks and open spaces.
		There has been a significant reduction in reports of graffiti in South Ham to the borough council (-68%, n74) although it suffers from relatively high incidences	E8	Liaise with dog warden in relation to areas most affected (Russell Howard	
			E9	Promote education in schools associated with dog fouling	
			E10	Publicise and display any dog control orders (Stratton Park)	

	58% of residents think that parks need to be cleaner.	E11	Organise and promote community litter pick.	Local residents take more responsibility on issues affecting parks and open spaces.
		E12	Establish a community equipment bank for activities such as gardening, litter picking, and snow clearance.	Communities enabled to create own initiative to tackle local environmental issues
		E13	Work with Richard Aldworth and Bishop Challoner Secondary School to develop a project with the aim of mitigating their impact (in relation to the environment) on the community.	Local schools take more responsibility in mitigating their impact on the community.
Pride in own environment; peace and quiet.		E14	Identify noise levels and consider need for mitigation. (Traffic)	Enhanced residential and community amenity levels
		E15	Identify existing emission levels and consider need for Air Quality Monitoring Area. (Traffic)	Preserved air quality for those with breathing difficulties
		E16	Support Westside Community Association in the development of their Energy Project, e.g. Double glazing, environmentally friendly lighting.	Reduced running costs of community facilities, community association able to reinvest more of its money back into services for the local community.
				Reduce energy demands for public buildings
		E17	Identify other agency to work with in order to provide support to the community on sustainability issues.	
		E18	Investigate the uptake of curb side recycling in South Ham and work with the BDBC to promote further	A greater local uptake of existing schemes, less waste
		E19	Investigate the feasibility of setting up a local garden rubbish recycling scheme and/or promoting borough wide scheme.	
	65% of residents think that there are enough recycling facilities available, and 95% know where they are.	E20	Investigate providing the community with compost making facilities.	Reduced waste.

			E21	Develop "South Ham In Bloom"	Residents invest in their community, contributing to its development. Residents feel a greater sense of respect in their community, and ownership of local spaces.
Good local services – accessible for all	Excellent community led services.	40% would like more information on age specific activities within South Ham	GLS1	Work with WSCA to promote activities already available within the ward through the local newsletter & website etc.	More local people informed about in local activities. More local people taking part in
			GLS2	Support WSCA in increasing the amount of targeted training for volunteers who would like to be involved in community led services.	Increased number of volunteers supporting projects. Volunteers and workers have increased competency delivering programmes of activity for people in
					Community led services are safe and adheres to quality standards and which allow local people to thrive and flourish.
					Services are based on the active and continuous involvement of local people in all aspects of their community.
			GLS3	Voice the opinion and views of our local people, ensuring the are represented fairly within local	Local people feel that they can influence their groups and services.
		GLS4	Continue to consult with local people and agencies on issues and services.	More community led activities for young people in South Ham	
		86% of residents feel like activities for young people are required.	GLS5	Support WSCA plans to develop Russell Howard Pavilion as a more useful space with special emphasis on youth provision.	More young people influence their groups and services
			GLS6	Preserve & enhance activities and infrastructure for young persons	More young people use local services
			GLS7	Increase communication around, and develop more activities for young people.	Increased levels of communication between groups and agencies involved in providing services within South Ham

		GLS8	Enhance the quality of school engagement within the ward.	Schools are more actively involved in the community.
Increase the number and frequency of people taking part in sport on a regular basis.	74% of residents said sports activities are required within the area.	GLS9	Work with other organisations to increase local participation in	Enhance levels of health and activity in the community.
		GLS10	Work with local sports groups to ensuring there are opportunities for low cost access to sport and physical activity	
	85% of residents said that activities for over 65's are required within the area. 587 people who live in South Ham are 80+	GLS11	Explore venues for activities for over 55s that are accessible for people living in all parts of our estate/area.	Older people are able to keep busy, with activities available to attend, visitors to the home, volunteering,
				Approachable services when required, access to healthy activities and information.
	30% of South Ham (over the age of 16) have no qualifications compared to the borough of 17%	GLS12	Identify opportunities for adult educational.	
18% compared to 11% for the borough have level one qualifications (less than five GCSE's grade C				
Everyone has access to local services and facilities	31.3% of residents considered someone in their household to have a disability.	GLS13	Work with organisations to enhance the access to community facilities and activities where there is evidence of un-met needs.	
	10% feel that their day to day activity is limited a lot by health or disability	GLS14	Explore needs of carers and people with disabilities within ward.	
		GLS15	Explore options to increase access to persons in the community.	
	12.5% of the residents feel their activities are limited a little.	GLS16	Audit routes to community facilities.	Disabled people not excluded from local facilities or activities.

	Bringing South Ham community centre and facilities into the 21 st century – to have something that we feel		GLS17	Retain and maintain existing facilities which are highly valued by the community.	South Ham retains high valued services, in buildings that a fit for purpose.
			GLS18	Audit accessibility of buildings on South Ham (SHD area)	
Strong and thriving community (in every sense)	Helping people out in times of need		ST1	Maintain/extend existing support services for vulnerable members of the community during extreme conditions.	Preserve quality of life for mobility impaired during times of need
					Improved community resilience
	Safe places to meet	South Ham has an above average level of crime involving violence against the person (based on crimes per 1,000 population) with 47%, n79) occurring in the home and (23%, n39) in the street. The Leisure Park is also a recurring location for violent offences (10%, n16). Weapons also feature more highly in South Ham	ST2	Preserve and enhance amenity, reducing incidences of anti-social behaviour	Identify opportunities for young people to gain vouchers to gain access to free or discounted leisure opportunities.
		20% of residents do not feel safe in the community.			Young people choose alternatives to crime and anti-social behaviour in the short- and long-term
	41% of residents have experienced criminal damage.	Able to close cases due to reduction in ASB and criminal activity			

	The second priority from the "love it, hate it" survey was residents wanting action to be taken in reducing anti-social			Less ASB and problematic behaviour around housing
	33% of residents would be interested in being part of a NW scheme.	ST3	Work with local SNT to encourage local community members to set up NHW schemes	Community more informed about community safety issues affecting their area
	In South Ham 59% (n75) of rowdy and inconsiderate behaviour (1st April 2012 – 30th September 2012) was youth related. Compared	ST4		
Inclusive	2132 people of working age are not in	ST5		Improve the relationships between the local neighbours and young people
	In October 2011 South Ham had 14.6% of the working age population (16-64 years) claiming key out of work benefits (including Job Seekers Allowance, ESA and incapacity benefits, lone parents and income related benefits). This was the second highest in the borough of Basingstoke and Deane.	ST6		

		The greatest levels of disadvantage in South Ham are experienced in terms of higher crime levels and lower levels of education, skills & training. The three areas displaying the greatest levels of deprivation overall are B&D 014B,	ST7		
	Informed, engaged and empowered –		ST8		Improve the relationships between the local agencies and young people
Travel safely and responsibly	Encourage walking as a mode of travel to local facilities and employment	286 go to work via bus, 30 by taxi, 30 by motorised bike, 2547 drive, 285 are passenger in a car, 114 via bike, and 504 walk	T1	Enhance footway signage.	
			T2	Investigate if roads have sufficient crossing facilities.	
			T3	Work with schools to encourage the establishment of a local walking bus.	
	Encourage cycling as a mode of travel to local facilities and employment	50% of residents feel that cyclists are inadequately catered for.	T4	Enhance cycleway infrastructure (cycle paths etc).	
			T5	Support WSCA in running a local cycling proficiency course.	
	Enhance access to jobs		T6	Identify opportunities for car sharing locally.	
	Considerate parking	47% of residents find the volume of traffic a problem where they live. 28% of residents are either dissatisfied or very dissatisfied with the ability to park around their	T7	Promote existing plans to improve parking.	
			T8	Provide information on considerate parking (leaflet/flyer).	

	31.9% Would you like more information on what legal parking is and what might give someone a fine/points on their	T8		
Safer Roads	50% of residents find speeding a problem where they live.	T9	Undertake traffic surveys in key areas.	
	Results from the "love it, hate it" survey showed that a priority for improvement was to control speeding traffic in	T10	Explore appropriate measures to preserve and enhance safety on and around local roads.	
	34% of residents would like slowing measures introduced to where they live.			
	12% of residents that took part in the survey (79 people) would be happy to volunteer to help promote considerate driving.	T11	Employ a range of measures that convey to drivers the safe and appropriate speed in respective environments.	
Encourage the use of public transport				